



# ILLINOIS TRIO

2019-2020

## District 1

10 TRIO Programs  
Funding \$3,856,568  
3,295 Participants

## District 2

20 TRIO Programs  
Funding \$6,036,352  
4,684 Participants

## District 3

4 TRIO Programs  
Funding \$1,219,130  
945 Participants

## District 5

10 TRIO Programs  
Funding \$2,918,387  
2,286 Participants

## District 7

26 TRIO Programs  
Funding \$8,150,671  
7,117 Participants

## District 8

5 TRIO Programs  
Funding \$1,638,140  
1,139 Participants

## District 9

2 TRIO Programs  
Funding \$589,806  
375 Participants

## District 10

2 TRIO Programs  
Funding \$736,832  
968 Participants

## District 11

2 TRIO Programs  
Funding \$743,166  
700 Participants

## District 12

13 TRIO Programs  
Funding \$4,468,455  
2,855 Participants

## District 13

14 TRIO Programs  
Funding \$4,426,595  
2,605 Participants

## District 14

4 TRIO Programs  
Funding \$1,156,086  
385 Participants

## District 15

12 TRIO Programs  
Funding \$3,762,892  
2,676 Participants

## District 16

8 TRIO Programs  
Funding \$2,519,499  
985 Participants

## District 17

10 TRIO Programs  
Funding \$3,088,549  
1,430 Participants

## District 18

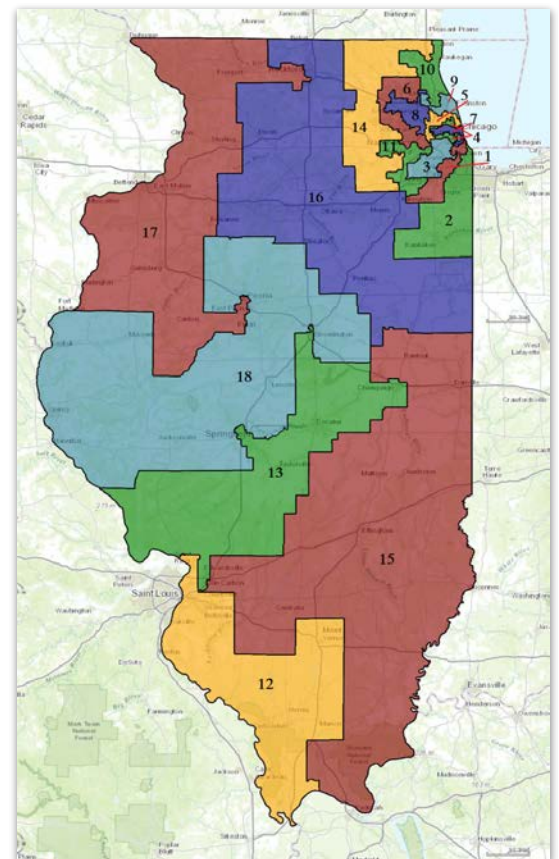
6 TRIO Programs  
Funding \$1,857,462  
1,597 Participants

**\$47,168,590**

*Illinois TRIO Funding Annually*

**34,042** TRIO Students

**148** TRIO Programs



## TRIO PROGRAMS

Talent Search

Upward Bound

Upward Bound Math-Science

Veteran's Upward Bound

Educational Opportunity Centers

Student Support Services

Ronald E. McNair

Postbaccalaureate Achievement

*Illinois ranks 3rd among all U.S. states and territories in TRIO funding, number of programs, and students served in 2019-20. Following grant competitions in 2016-17, the number of TRIO programs in Illinois increased more than 16% from 127 to 148 programs. Funding increases for 2019-20 also enhanced STEM initiatives in Talent Search programs.*



## ACCOUNTABILITY

TRIO programs adhere to federal Uniform Guidance for allowable and unallowable cost principles.

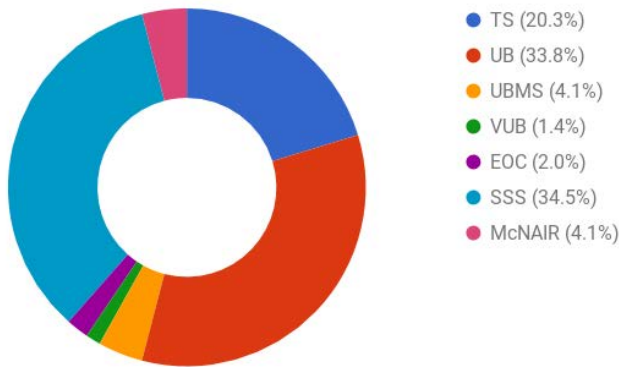
Each program's continued funding is dependent upon meeting quantifiable objectives related to college entrance and graduation rates.

*Left: Students and staff celebrating Illinois TRIO Day Central at Illinois State University on February 23, 2019.*

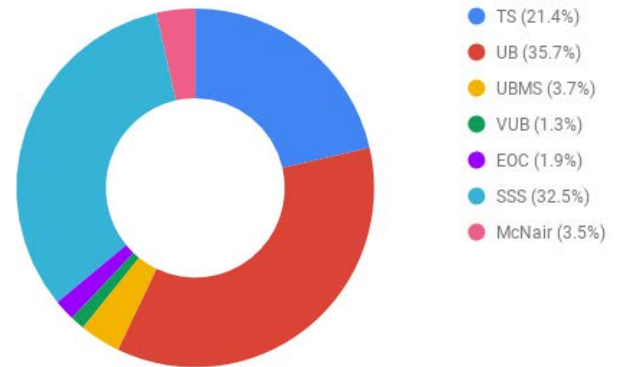
## WHO IS SERVED?

As mandated by Congress, two-thirds of the students served must come from families with incomes at 150% or less of the federal poverty level and in which neither parent graduated from college. More than 3,100 TRIO projects currently serve approximately 800,000 students and veterans, including more than 34,000 students in the state of Illinois.

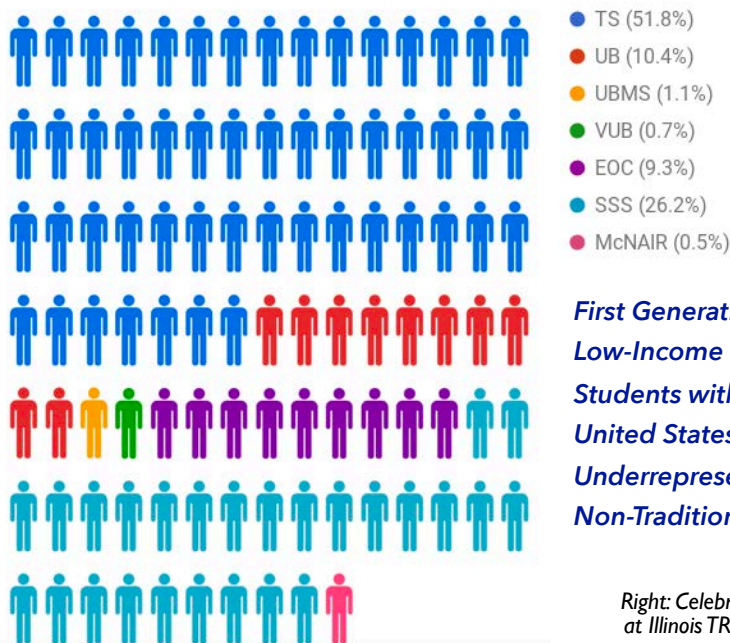
Illinois TRIO Programs by Type



TRIO Funding by Program Type



Illinois TRIO Students By Program Type



Average Program Size

TS - 588 students  
 UB: 71 students  
 UBMS: 61 students  
 VUB: 125 students  
 EOC 1,055 students  
 SSS: 175 students  
 McNAIR: 30 students

*"TRIO has made the biggest impact on my life, and I'm thankful! Without this program I don't know where I would be!"*

*First Generation Students  
 Low-Income Students  
 Students with Disabilities  
 United States Veterans  
 Underrepresented Students  
 Non-Traditional Students*

*Right: Celebrating institutional partnerships at Illinois TRIO Day North at Triton College on February 23, 2019.*

